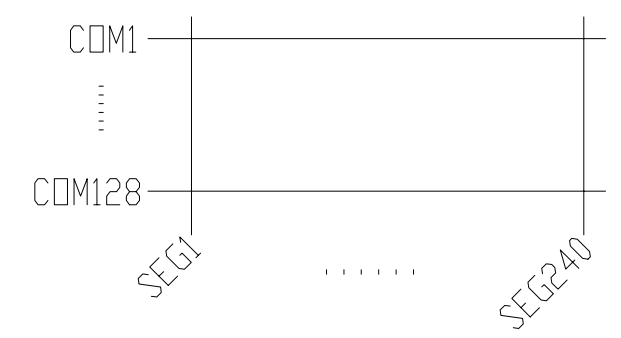
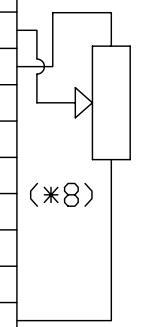


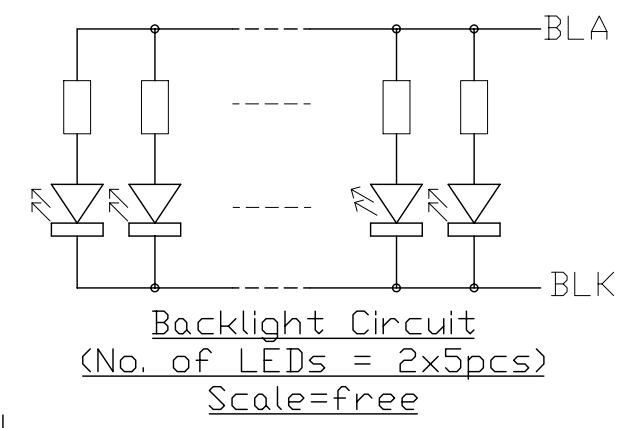
Pixels Details
Scale=20/1

K2 Terminal	
No.	Pin Name
1	V0
2	VOUT
3	XD3
4	XD2
5	XD1
6	XD0
7	M
8	VSS
9	VDD
10	CP
11	LP
12	FLM
13	/DISPOFF
14	FG
15	BLA
16	BLK



Wiring Details(Top View)
Scale=Free

- Note:
- *1. Display Type : FSTN, Positive, Transflective
 - *2. Viewing Direction : 6H
 - *3. Duty : 1/128, Bias : 1/12
 - *4. Backlight Color : White
 - *5. Operating Voltage : 5.0V
 - *6. Operating Temperature : -20°C~70°C
 - *7. Storage Temperature : -30°C~80°C
 - *8. An external VR(25K to 50K) must be connected for Contrast Control



Backlight Circuit
(No. of LEDs = 2x5pcs)
Scale=free

C		
B		
A	Revise Fixing Hole Size	Kenny 2006-06-03
Rev/Note		Date
Dwg Title	LM240128NCC-1 Outline Dwg	
Dwg No.	MK-001300a-1-1	Date 2006-06-02
Scale	6/5	Tol. ±0.5
Unit	mm	Paper Size A3
Approved	Checked	Drawn Kenny
TOPWAY		