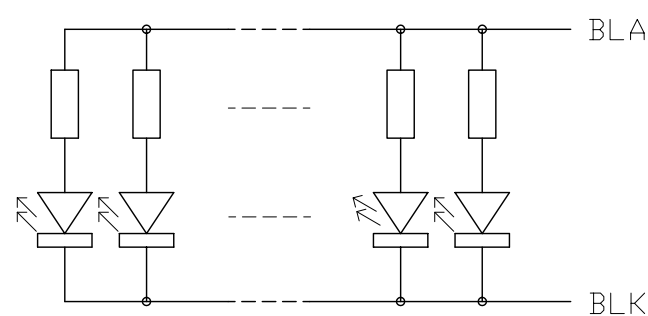
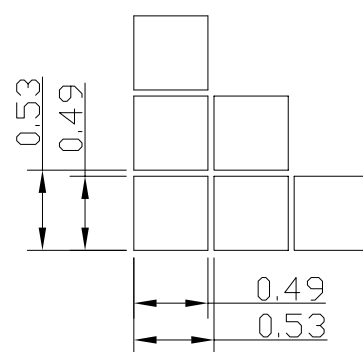


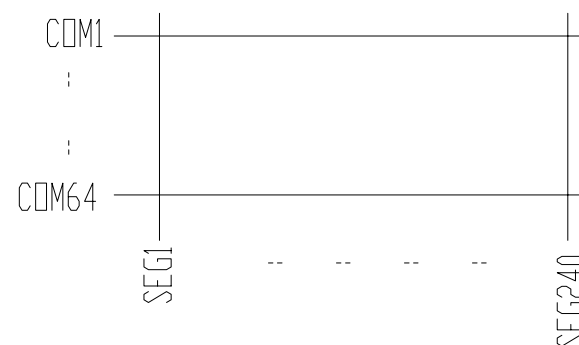
Terminal	
No.	Pin Name
1	VOUT
2	V0
3	VSS
4	VDD
5	BUSY (*9)
6	NC
7	/CS
8	RS
9	/WR
10	/RD
11	DB0
12	DB1
13	DB2
14	DB3
15	DB4
16	DB5
17	DB6
18	DB7
19	/RST
20	NC
21	BLA
22	BLK
23	BLA
24	BLK
25	BLA
26	BLK



Backlight Circuit Details
(No. of LED = 10pcs)
Scale=free



Pixels Details
Scale=20/1



Wiring Details
Scale=free

Note:

- *1. LCD Display Type : STN, Negative, Transmissive
- *2. Viewing Direction : 6H
- *3. Duty : 1/64
- *4. Operating Voltage : 3.3V
- *5. Backlight Color : White
- *6. Backlight Supply : 150mA (3.3V TYP.)
- *7. Operating Temperature : -20°C~70°C
- *8. Storage Temperature : -30°C~80°C
- *9. An external VR(25K to 50K) must be connected for Contrast Control
- *10. Controller IC : RA8803 or equivalent

C		
B		
A		
Rev/Note		Date
Dwg Title	LM6066A Outline Dwg	
Dwg No.	MK-001773-1-1	Date 2007-05-16
Scale	Tol.	Unit
7/5	±0.5	mm
Approved	Checked	Paper Size A3
		Drawn Lin Yan

TOPWAY