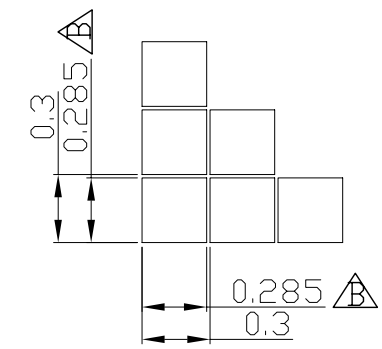
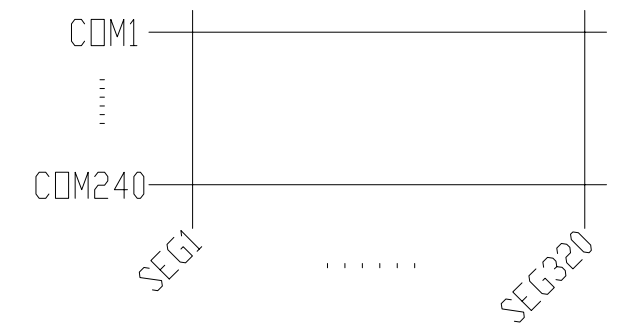


Terminal No.	Pin Name
1	FLM
2	LP
3	CP
4	M
5	V0
6	VDD
7	VSS
8	VOUT
9	XD0
10	XD1
11	XD2
12	XD3
13	/DISPOFF
14	NC
15	BLA
16	BLK

(*9)

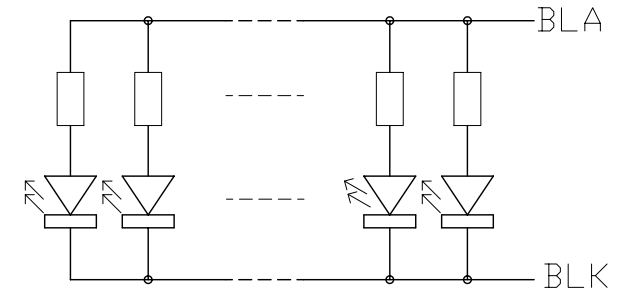


Pixels Details
Scale=30/1



Wiring Details(Top View)
Scale=Free

- Note:
- *1. Display Type : STN, Negative, Transmissive
 - *2. Viewing Direction : 6H
 - *3. Duty : 1/240, Bias : 1/14
 - *4. Backlight Color : White
 - *5. Backlight Supply : 170mA(3.3v TYP.)
 - *6. Operating Voltage : 3.0 ~ 5.0V
 - *7. Operating Temperature : -20°C~70°C
 - *8. Storage Temperature : -30°C~80°C
 - *9. An external VR(25K to 50K) must be connected for Contrast Control



Backlight Circuit
(No. of LEDs = 10pcs)
Scale=free

D	Update BL & Operating Voltage	K.C. 2008-02-28
C	Revise Terminal Name	K.C. 2007-12-18
B	Typing Correct	K.C. 2007-12-03
A	Revise Terminal Location	Zhou HuiFang 2007-11-12
Rev/Note		Date
Dwg Title LM320240BFW Outline Dwg		
Dwg No.	MK-002083d-1-1	Date 2007-11-03
Scale 6/5	Tol. ±0.5	Unit mm
Approved	Checked	Paper Size A3
Drawn K.C.		

TOPWAY