

Establish: Y1996

Address: Bld. 20, Zone 5, Baiwangxin Industry Park,
Songbai Road, Nanshan Dist., Shenzhen, P.R.C

TEL.: +86(755)3699 5528, +86(755)8179 5700

URL: www.topwaydisplay.com

Factory size: 6000m²

Employees : 250



New Production Center

Add: Langfang(South Beijing)
Production Center

Land size: 33300m² (50亩)



Our VISION

- We specialize in design and manufacturing of industrial LCD module
- We aim to become a world leading LCD module solution provider

Our MISSION

- We make our customers happy and satisfy
- We provide
Stable Quality, Stable Delivery and Stable Performance

Our RESPONSIBILITY


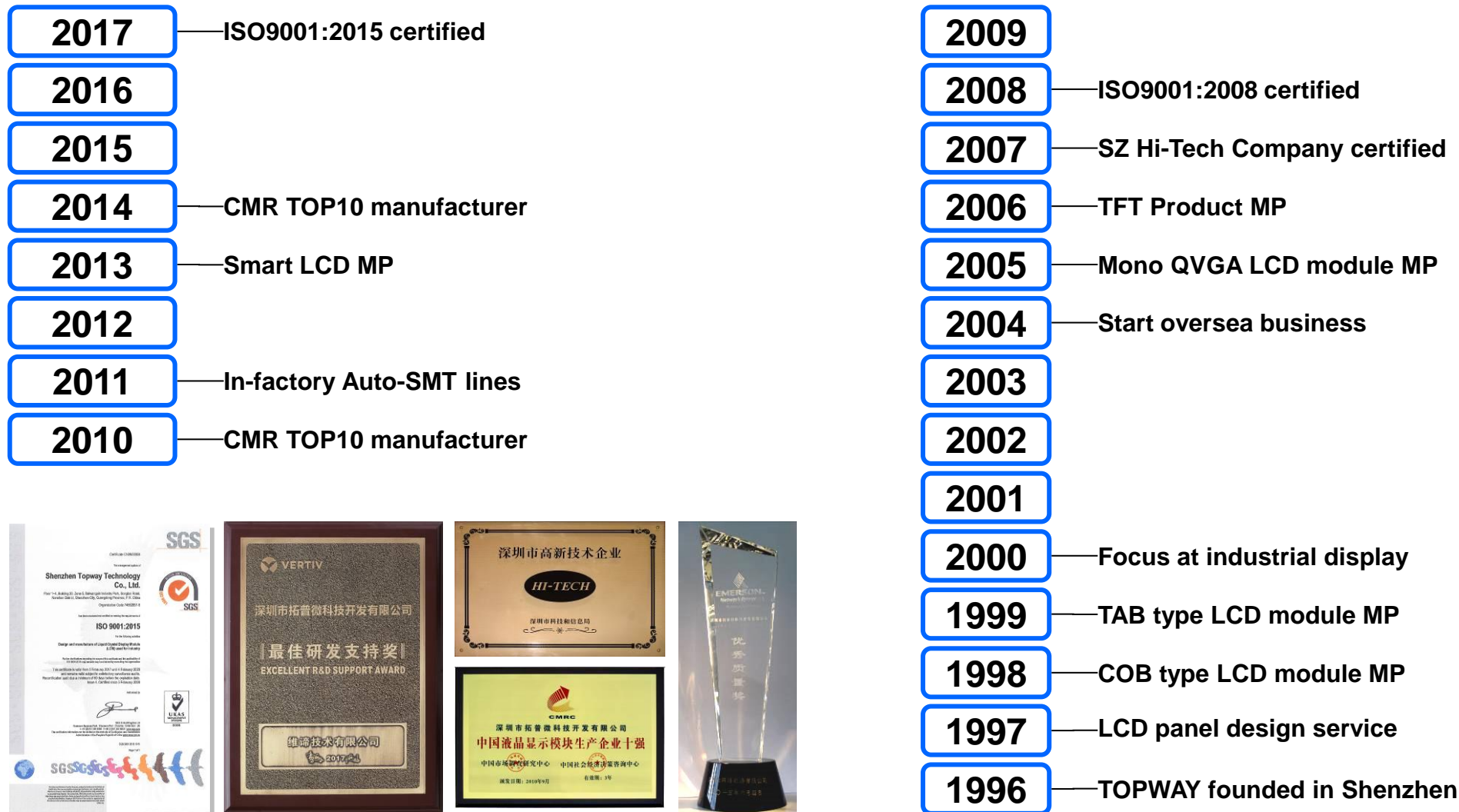
- We design reliable and easy-to-use LCD module with cost effective display solution
- We produce RoHS compliant LCD module that limit our environmental foot print

Our TEAM

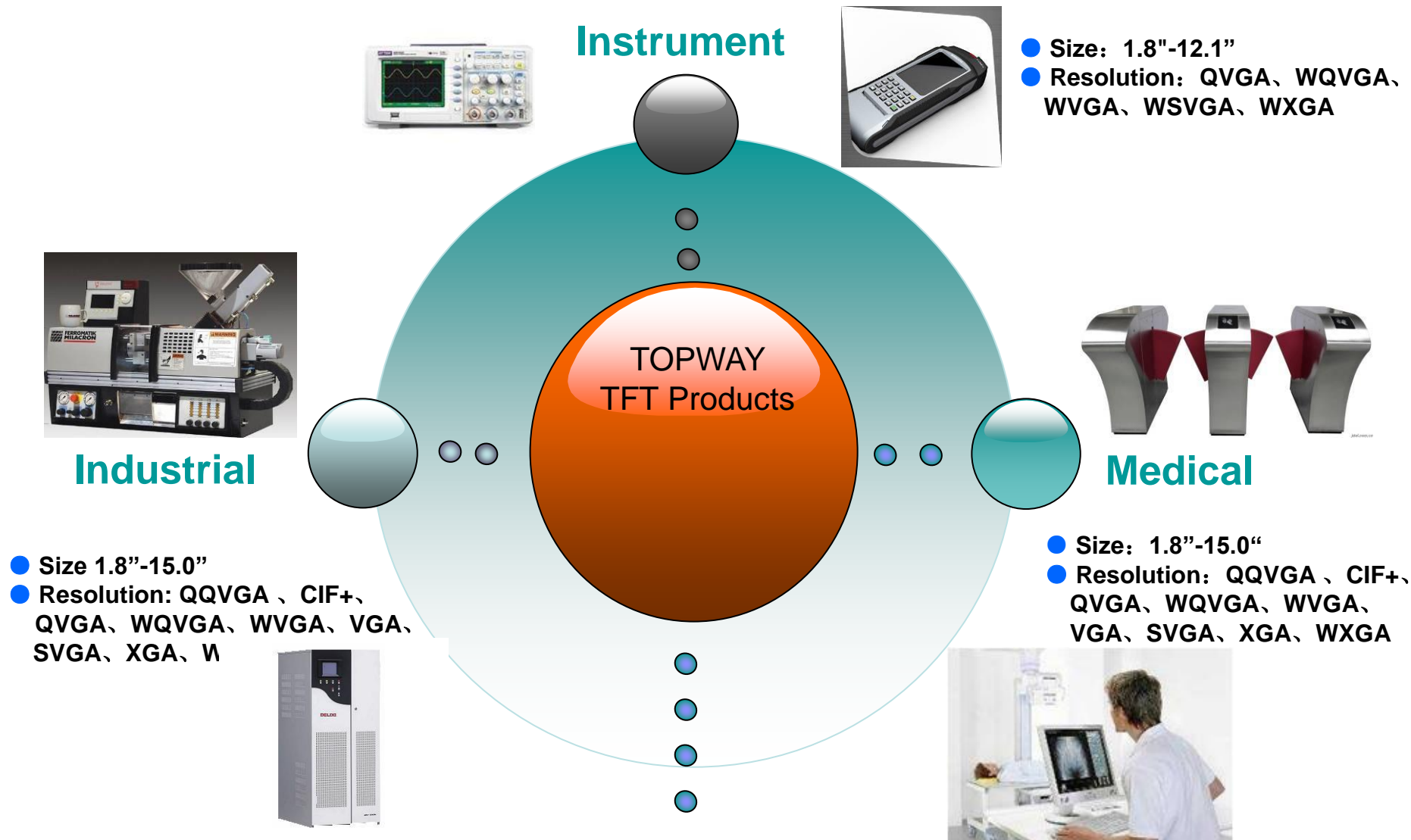
- Our founding members are teams of professional engineers whose careers have long been associated with LCD industry



Brief History







- We are working with famous multinational clients
- We are growing together with our domestic customers



- Our business is expanding fast with our strategic partner's full support
- We are using superior components to guarantee our stable quality and advanced design

EPSON
EXCEED YOUR VISION

Sitronix

EVERLIGHT

SAMSUNG


RAiO

Color

- TFT LCD Module
- Smart LCD


Mono

- Full Graphics LCD Module
- Chinese Fonts LCD Module
- Characters LCD Module



Color TFT Sizes

● 1.8" ~ 15.0"



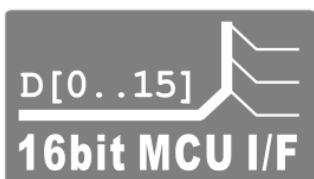
● Parallel RGB interface (SYCN / TTL)

Nowadays, most of the middle range or above MCUs are embedded with TFT controller. For application structure that MCU is closed to TFT display, TOPWAY Parallel RGB interface TFT is a good choice. It could provide the best cost effective solution. And fulfill Industrial application need.



● Parallel MCU interface

For small system without embedded TFT controller, it may interface with TOPWAY 8/16bit MCU interface product.




● LVDS / EDP interface

In some of the cases, industrial control main board may locate away from the TFT display. TOPWAY LVDS / EDP TFT product could easily link this kind of application and provide reliable display for the system.



● VGA / HDMI interface

More and more system using industrial PC board for field application. TOPWAY VGA / HDMI TFT product are designed for this kind of high performance system.

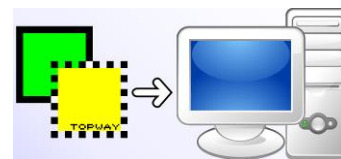


● RS-232C / RS-485 interface [Smart LCD Module]

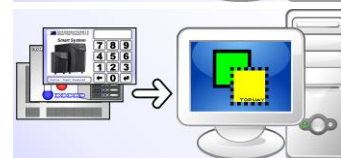
TOPWAY Smart LCD Module designed for industrial application. It could easily pre-store images from PC and realize fast UI response with only a few steps. Smart LCD takes over main board MCU workload and reduces the main system complexity as well as cost.




1 *Install
TOPWAY UI
Graphics Editor*



2 *Import Pictures
& setup UI flow*



3 *Download to
Smart LCD*

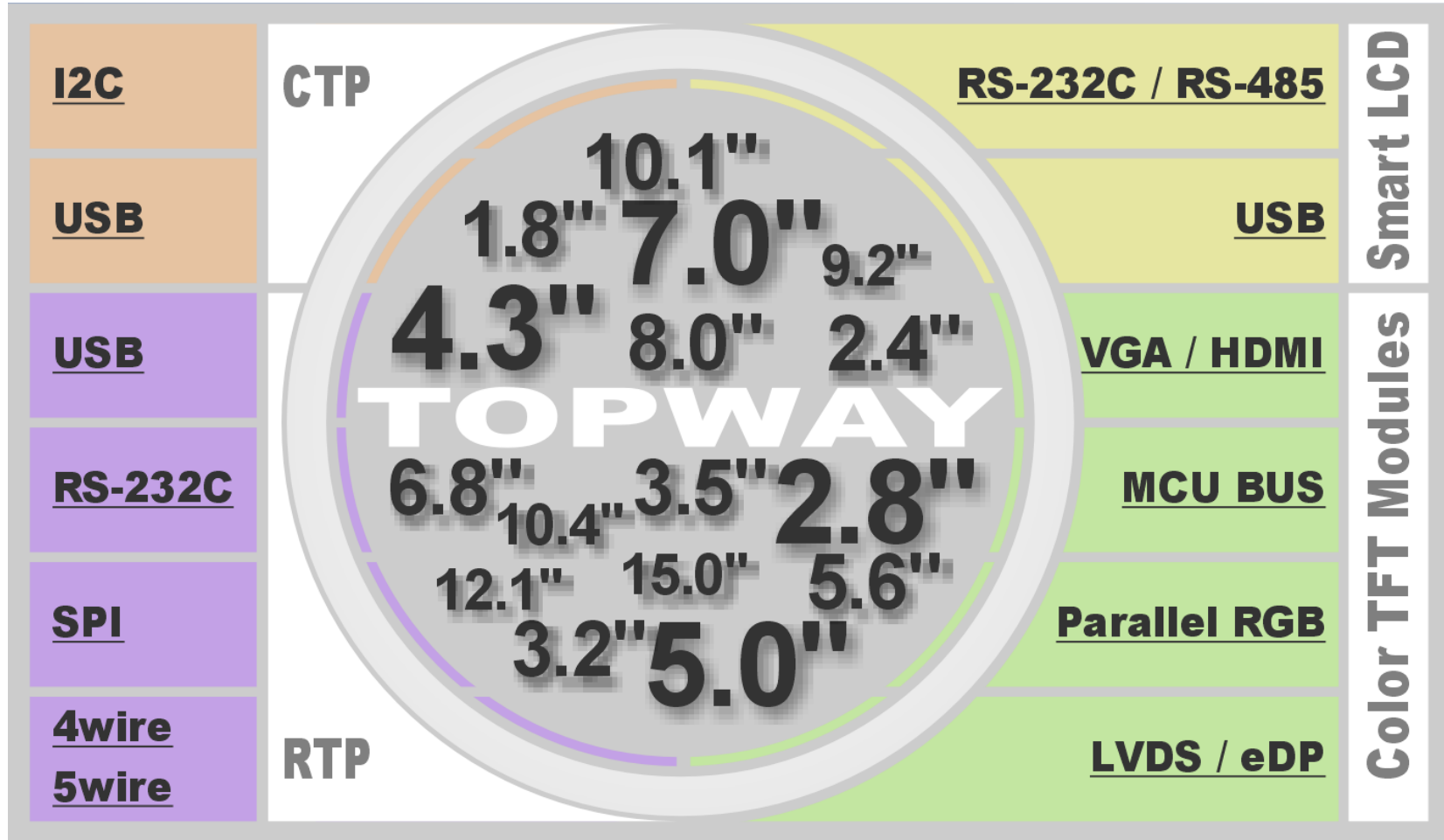


4 *Power on
and display*



5 *Link with Host
display data*





Our key to open the door of the world

- Solid Experience
- Stable Quality
- Good Service
- Innovative Design
- Professional team
- Strategic Partner



肠内营养泵



注射泵

多参数监护仪




病人监护仪



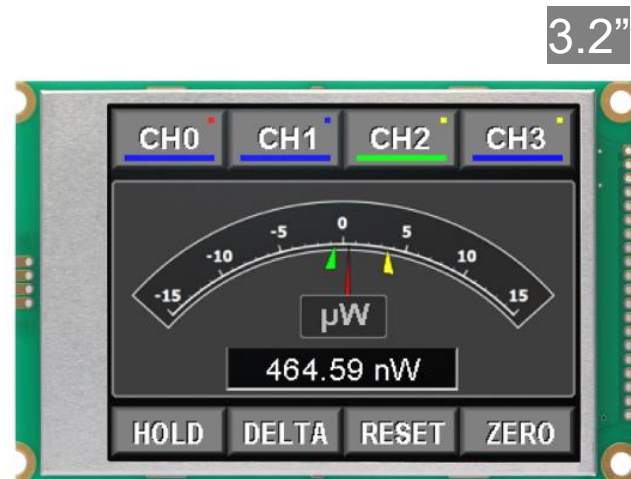

Commercial Coffee Machine for hotel catering and coffee shop

- Upgrade to TFT
- Touch feature
- Reliable performance
- 24x7 operation



Small Size TFT

- MCU interface(8/16bit)
- 16/24bit color



Strong Cover Glass for CTP



Bar type TFT

● Bar type TFT

6.8" 21:9 1366x480

9.2" 36:9 1920x480



Display with bezel



4.3"(P)

5.0"(P)

7.0"(P)

7.0"(M)

7.0"(M)

8.0"(P)

10.4"(P)

SBC with TFT for Linux / Android Applications

- Touch feature
- Weather Proof Casing
- Higher level of programming support

